

SUPPLEMENT to the Solomon Islands GazetteTuesday 9th January 2001

S.I. No. 1


[Legal Notice No. 1]

**CENTRAL BANK OF SOLOMON ISLANDS - BALANCE SHEET
AS AT 31ST DECEMBER, 1999**

	Notes	1999 (\$'000)	1998 (\$'000)
ASSETS			
DOMESTIC			
GOVERNMENT			
Loans and Advances	10	44,727	75,183
Development Bonds		27	27
Other Securities		11,074	6,410
		55,828	81,620
SECURITIES AND INVESTMENT (less provision for diminution)	15	4,198	4,198
FIXED ASSETS			
Premises & Equipment (less provision for depreciation)	9	7,211	7,994
OTHER DOMESTIC ASSETS			
	11	8,588	7,735
EXTERNAL			
Holding of Special Drawing Rights		52	3
Money at Call		103,518	128,708
Term Deposits	12	152,249	104,967
Other	13	1,092	378
		257,011	234,056
TOTAL ASSETS		332,936	335,603
LIABILITIES			
DOMESTIC			
CURRENCY ON ISSUE			
Notes		99,532	80,307
Coins		5,078	4,764
		104,610	85,071
FIXED DEPOSITS			
Solomon Islands Government	14	19,117	48,719
DEMAND DEPOSITS			
Banks		48,728	50,065
Solomon Islands Government		21,862	10,717
Financial Corporations		681	3,405
Other		1,201	111
		72,472	64,298
PROVISION FOR TRANSFER TO CONSOLIDATED FUND	6	1,253	231
OTHER DOMESTIC LIABILITIES			
	7	4,044	1,518
CBSI SECURITIES - BOKOLO BILLS			
	8	8,440	25,480
EXTERNAL			
Allocations of Special Drawing Rights by International Monetary Fund		4,563	4,464
Capital Subscriptions	4	5,435	1,770
Other External Liabilities	5	4,077	2,133
		15,075	8,367
TOTAL LIABILITIES		225,011	233,684
NET ASSETS		107,925	101,919
EQUITY			
CAPITAL AND RESERVES			
Paid up Capital	2	2,597	2,597
General Reserve	3(a)	6,000	6,000
Revaluation Reserve	3(b)	96,344	89,834
Other Reserves	3(c)	2,984	3,488
		107,925	101,919

Notes numbered 1 to 17 form part of these financial statements.

Date: 17 April 2000

Signed: Signed: 
(Manager, Corporate Services Dept)

CBSI Monthly Balance Sheet for March 0

Month 03

LIABILITIES	February 0	March 0	ASSETS	February 0	March 0
DOMESTIC	S.I. \$	S.I. \$	DOMESTIC ASSETS	S.I. \$	S.I. \$
CAPITAL			GOVERNMENT		
Paid up Capital	2,597,000.00	2,597,000.00	Loans and Advances	45,685,597.17	45,685,597.17
General Reserve	6,000,000.00	6,000,000.00	Development Bonds	26,700.00	26,700.00
Revaluation Reserves	96,343,868.45	96,343,868.45	Treasury Bills	0.00	0.00
Other Reserves	2,124,933.44	2,124,933.44	Other Securities	11,074,566.69	11,074,566.69
	<u>107,065,801.89</u>	<u>107,065,801.89</u>		<u>56,786,863.86</u>	<u>56,786,863.86</u>
CURRENCY IN CIRCULATION			NON GOVERNMENT LOANS AND ADVANCES		
Notes	82,260,289.00	83,203,273.00	Banks	0.00	0.00
Coins	5,174,604.65	5,175,071.35	Statutory Corporations (Less Provision for doubtful Debts)	0.00	0.00
	<u>87,434,893.65</u>	<u>88,378,344.35</u>		<u>0.00</u>	<u>0.00</u>
FIXED DEPOSITS			SECURITIES AND INVESTMENTS (Less Provision for diminution)	4,198,409.00	4,198,409.00
Banks (Special Deposits)	0.00	0.00	FIXED ASSETS		
Solomon Island Government	37,539,907.89	41,668,698.51	Premises and Equipment (Less Provision for Depreciation)	7,375,214.33	7,529,339.53
	<u>37,539,907.89</u>	<u>41,668,698.51</u>	OTHER DOMESTIC ASSETS	8,695,798.67	8,203,158.37
DEMAND DEPOSITS			EXTERNAL		
Banks	37,068,373.26	32,700,739.96	Holdings of Special Drawing Rights	61,960.18	18,243.34
Solomon Island Government	17,903,910.31	14,827,819.99	Money at Call	99,365,276.71	83,517,254.44
Statutory Corporations	1,014,930.46	451,557.93	Term Deposits	152,837,376.97	159,164,644.18
Other	113,288.97	113,708.40	Securities	0.00	0.00
	<u>56,100,503.00</u>	<u>48,093,626.28</u>		<u>252,264,613.86</u>	<u>242,700,141.96</u>
CBSI SECURITIES			OTHER	1,091,601.86	1,091,601.86
Bokolo Bills	8,100,000.00	0.00			
SIG Monetary Operation	17,263,050.17	22,027,053.33			
PROVISIONS FOR TRANSFER TO CONSOLIDATED FUND	0.00	0.00			
OTHER DOMESTIC LIABILITIES	2,588,716.10	-275,407.82			
EXTERNAL					
Allocation Special Drawing Rights by International Monetary Fund	4,473,000.68	4,473,000.68			
Capital Subscriptions	6,435,024.54	6,435,024.54			
Other	3,321,593.66	2,643,362.82			
	<u>14,229,618.88</u>	<u>13,551,388.04</u>			
	<u>330,322,501.58</u>	<u>320,509,514.58</u>		<u>330,322,501.58</u>	<u>320,509,514.58</u>

Date: 1/12/00

Signed (Governor):

Signed (Manager Corporate Services):

[Legal Notice No. 2]


CBSI Monthly Balance Sheet for June 0


Month 06

LIABILITIES	May 0	June 0
DOMESTIC	S.I. \$	S.I. \$
CAPITAL		
Paid up Capital	2,597,000.00	2,597,000.00
General Reserve	6,000,000.00	6,000,000.00
Revaluation Reserves	96,343,868.45	96,343,868.45
Other Reserves	2,983,744.00	2,983,744.00
	<u>107,924,612.45</u>	<u>107,924,612.45</u>
CURRENCY IN CIRCULATION		
Notes	80,137,083.00	78,074,440.00
Coins	5,204,284.85	5,198,675.15
	<u>85,341,367.85</u>	<u>83,273,115.15</u>
FIXED DEPOSITS		
Banks (Special Deposits)	0.00	0.00
Solomon Island Government	40,043,137.96	36,088,703.29
	<u>40,043,137.96</u>	<u>36,088,703.29</u>
DEMAND DEPOSITS		
Banks	36,985,218.88	31,189,510.99
Solomon Island Government	8,810,980.82	4,135,179.35
Statutory Corporations	175,310.83	182,967.61
Other	114,676.76	114,804.19
	<u>46,086,187.29</u>	<u>35,622,462.14</u>
CBSI SECURITIES		
Bokolo Bills	0.00	0.00
SIG Monetary Operation	4,237,679.93	-3,603,681.82
PROVISIONS FOR TRANSFER TO CONSOLIDATED FUND	0.00	0.00
OTHER DOMESTIC LIABILITIES	-3,649,689.13	-4,362,289.22
EXTERNAL		
Allocation Special Drawing Rights by International Monetary Fund	4,412,677.01	4,454,731.11
Capital Subscriptions	6,435,024.54	6,435,024.54
Other	1,391,226.84	1,853,308.96
	<u>12,238,928.39</u>	<u>12,743,064.61</u>
	<u>292,222,224.74</u>	<u>267,685,986.60</u>

ASSETS	May 0	June 0
DOMESTIC ASSETS	S.I. \$	S.I. \$
GOVERNMENT		
Loans and Advances	37,281,137.26	35,874,147.10
Development Bonds	26,700.00	26,700.00
Treasury Bills	0.00	0.00
Other Securities	11,074,566.69	11,074,566.69
	<u>48,382,403.95</u>	<u>46,975,413.79</u>
NON GOVERNMENT LOANS AND ADVANCES		
Banks	0.00	0.00
Statutory Corporations (Less Provision for doubtful Debts)	0.00	0.00
	<u>0.00</u>	<u>0.00</u>
SECURITIES AND INVESTMENTS (Less Provision for diminution)	4,198,409.00	4,198,409.00
FIXED ASSETS		
Premises and Equipment (Less Provision for Depreciation)	7,878,490.21	7,913,667.46
OTHER DOMESTIC ASSETS	10,323,548.34	8,395,980.38
EXTERNAL		
Holdings of Special Drawing Rights	49,447.07	49,918.31
Money at Call	44,166,956.77	28,596,415.66
Term Deposits	150,210,468.46	144,530,476.32
Securities	25,920,899.08	25,934,103.82
	<u>220,347,771.38</u>	<u>199,110,914.11</u>
OTHER	1,091,601.86	1,091,601.86
	<u>292,222,224.74</u>	<u>267,685,986.60</u>

Date: 1/2/00

Signed (Governor): 

Signed (Manager Corporate Services): 

CBSI Monthly Balance Sheet for September 0

Month 09

LIABILITIES	August 0	September 0	ASSETS	August 0	September 0
DOMESTIC	S.I. \$	S.I. \$	DOMESTIC ASSETS	S.I. \$	S.I. \$
CAPITAL			GOVERNMENT		
Paid up Capital	2,597,000.00	2,597,000.00	Loans and Advances	67,215,724.33	49,701,185.12
General Reserve	6,000,000.00	6,000,000.00	Development Bonds	26,700.00	26,700.00
Revaluation Reserves	96,343,868.45	96,343,868.45	Treasury Bills	0.00	0.00
Other Reserves	2,983,744.00	2,983,744.00	Other Securities	11,074,566.69	11,074,566.69
	<u>107,924,612.45</u>	<u>107,924,612.45</u>		<u>78,316,991.02</u>	<u>60,802,451.81</u>
CURRENCY IN CIRCULATION			NON GOVERNMENT LOANS AND ADVANCES		
Notes	72,550,774.00	75,833,408.13	Banks	0.00	0.00
Coins	5,193,108.30	5,211,255.05	Statutory Corporations (Less Provision for doubtful Debts)	0.00	0.00
	<u>77,743,882.30</u>	<u>81,044,663.18</u>		<u>0.00</u>	<u>0.00</u>
FIXED DEPOSITS			SECURITIES AND INVESTMENTS (Less Provision for diminution)		
Banks (Special Deposits)	0.00	0.00		4,198,409.00	4,198,409.00
Solomon Island Government	30,928,830.99	29,427,902.24	FIXED ASSETS		
	<u>30,928,830.99</u>	<u>29,427,902.24</u>	Premises and Equipment (Less Provision for Depreciation)	8,215,825.25	8,251,086.99
DEMAND DEPOSITS			OTHER DOMESTIC ASSETS		
Banks	72,267,185.16	48,485,886.30		21,189,970.62	9,307,139.89
Solomon Island Government	4,862,424.13	3,648,621.11	EXTERNAL		
Statutory Corporations	345,852.74	347,207.24	Holdings of Special Drawing Rights	12,806.00	13,086.09
Other	115,822.81	148,092.74	Money at Call	57,867,328.92	53,916,936.38
	<u>77,590,484.84</u>	<u>52,599,777.39</u>	Term Deposits	137,608,382.63	137,657,451.24
CBSI SECURITIES			Securities	0.00	0.00
Bokolo Bills	0.00	0.00		<u>195,488,517.55</u>	<u>191,587,473.71</u>
SIG Monetary Operation	0.00	0.00	OTHER		
PROVISIONS FOR TRANSFER TO CONSOLIDATED FUND	0.00	0.00		1,091,601.86	1,091,601.86
OTHER DOMESTIC LIABILITIES	1,618,308.74	9,154,547.28		<u>308,831,316.30</u>	<u>275,241,163.26</u>
EXTERNAL					
Allocation Special Drawing Rights by International Monetary Fund	4,312,026.82	4,333,774.84			
Capital Subscriptions	6,435,024.51	6,435,024.51			
Other	2,248,065.62	2,629,915.91			
	<u>13,025,116.98</u>	<u>13,398,745.28</u>			
	<u>308,831,316.30</u>	<u>275,241,163.26</u>			

Date: 1/17/00

Signed (Governor):

Signed (Manager Corporate Services):

[Legal Notice No. 3]

IMMIGRATION ACT

(CAP. 60)

DECLARATION OF PROHIBITED IMMIGRANT

IN exercise of the powers conferred by Section 11(2) (f) of the Immigration Act (Cap. 60) the Minister for Commerce, Employment and Trade hereby declares:

HENGOQIANG LIU

to be a prohibited Immigrant and is hereby prohibited from entering Solomon Islands.

Dated this fifth day of January two thousand and one.

DAVID HOLOSIVI

Ministry of Commerce, Employment and Trade

[Legal Notice No. 4]

IMMIGRATION ACT

(CAP. 60)

DECLARATION OF PROHIBITED IMMIGRANT

IN exercise of the powers conferred by Section 11(2) (f) of the Immigration Act (Cap. 60) the Minister for Commerce, Employment and Trade hereby declares:

CHUN QUAN GE

to be a prohibited Immigrant and is hereby prohibited from entering Solomon Islands.

Dated this fifth day of January two thousand and one.

DAVID HOLOSIVI
Ministry of Commerce, Employment and Trade

[Legal Notice No. 5]

IMMIGRATION ACT

(CAP. 60)

DECLARATION OF PROHIBITED IMMIGRANT

IN exercise of the powers conferred by Section 11(2) (f) of the Immigration Act (Cap. 60) the Minister for Commerce, Employment and Trade hereby declares:

YANYONG SUN

to be a prohibited Immigrant and is hereby prohibited from entering Solomon Islands.

Dated this fifth day of January two thousand and one.

DAVID HOLOSIVI
Ministry of Commerce, Employment and Trade

[Legal Notice No. 6]

IMMIGRATION ACT

(CAP. 60)

DECLARATION OF PROHIBITED IMMIGRANT

IN exercise of the powers conferred by Section 11(2) (f) of the Immigration Act (Cap. 60) the Minister for Commerce, Employment and Trade hereby declares:

WANG YING SHI

to be a prohibited Immigrant and is hereby prohibited from entering Solomon Islands.

Dated this fifth day of January two thousand and one.

DAVID HOLOSIVI

Ministry of Commerce, Employment and Trade

[Legal Notice No. 7]

IMMIGRATION ACT

(CAP. 60)

DECLARATION OF PROHIBITED IMMIGRANT

IN exercise of the powers conferred by Section 11(2) (f) of the Immigration Act (Cap. 60) the Minister for Commerce, Employment and Trade hereby declares:

CAO JUN

to be a prohibited Immigrant and is hereby prohibited from entering Solomon Islands.

Dated this fifth day of January two thousand and one.

DAVID HOLOSIVI
Ministry of Commerce, Employment and Trade

[Legal Notice No. 8]

THE EDUCATION ACT 1978

(No. 26 of 1978)

THE EDUCATION (EXAMINATION FEES) RULES 2000

IN exercise of the powers conferred by section 45(2)(d) of the Education Act 1978, and after consultation with the National Education Board, I, WILLIAM GIGINI, Minister for Education and Human Resources Development, do hereby make the following rules -

1. These Rules may be cited as the Education (Examination Fees) Rules 2000.

2. The fees specified in the right hand column shall be paid in respect of the matters specified in the left hand column hereunder -

MATTERS	FEES
<u>Registration</u>	
SISC	- \$30.00 per candidate
	- \$10.00 per subject per external candidate
SIF3	- \$25.00 per candidate
	- \$10.00 per subject per external candidate
SISE	- \$10.00 per candidate
	- \$5.00 per subject per external candidate
<u>Miscellaneous</u>	
Late registration	- \$20.00 per SISC, SIF3 and SISE
Recount of Marks	- \$20.00 per script
Re-marking of scripts	- \$20.00 per script

Duplicate of lost Certificate	-	\$30.00 per certificate
Appeal and search	-	\$25.00
Transcript/Certification	-	\$15.00

Dated at Honiara this sixteenth day of November, two thousand.

WILLIAM GIGINI
Department of Education and Human Resources Development

[Legal Notice No. 9]

THE FINANCIAL INSTITUTIONS ACT

(No. 3 of 1998)

FINANCIAL INSTITUTIONS (PRESCRIPTION OF FEES) REGULATIONS 2001-01-05

IN exercise of the powers conferred by section 5(10) and section 35 of the Act, the Central Bank with the approval of the Minister hereby makes the following Regulations.

1. These Regulations may be cited as the Financial Institutions (Prescription of Fees) Regulations 2001.
2. For the purpose of section 5(10) of the Financial Institutions Act, the following fees set out in the Schedule hereto are determined by the Central Bank with the approval of the Minister of Finance.
3. These annual license fees are due and payable to the Central Bank of Solomon Islands no later than fifteenth day of January two thousand and one, on the account of the Consolidated fund.

SCHEDULE

(a)	Commercial Banks and Branches operating in Solomon Islands	-	\$10.00
(b)	Credit Institutions operating in Solomon Islands	-	\$7,000.00

Dated at Honiara this seventh day of January two thousand and one.

RICK H. HOUENIPWELA
Governor of Central Bank

[Legal Notice No. 10]

THE MAGISTRATE COURTS ACT

(Cap. 20)

**THE MAGISTRATE COURTS (CIVIL PROCEDURES)
(AMENDMENT) RULES 1999**

IN exercise of the powers conferred by section 76 of the Magistrates Courts Act, I, SIR JOHN (GILBERT) BAPTIST MURIA, Chief Justice of Solomon Islands, do hereby make the following rules -

1. These Rules may be cited as the Magistrates Courts (Civil Procedures) (Amendment) Rules 1999.
2. Appendix B to the Magistrates Courts (Civil Procedure) Rules* is hereby amended by deleting same and substituting therefor the following -

“APPENDIX B

(or. 2, r. 4)

I. FEES - CIVIL CAUSES OR MATTERS

- | | | |
|----|--|----------|
| 1. | On issue of Summons - | |
| | (a) Where the amount involved or annual value does not exceed \$500 | \$50.00 |
| | (b) Where the amount involved or annual value exceeds \$500.00 but does not exceed \$1,000.00 | \$75.00 |
| | (c) Where the amount involved or annual value exceeds \$1,000.00 but does not exceed \$2,000.00 | \$100.00 |
| | (d) where the amount involved or annual value exceeds \$2,000.00 | \$200.00 |
| 2. | On summons where judicial relief is sought but not the recovery of money or property and where the amount involved cannot be estimated | \$50.00 |
| 3. | On set-off or counterclaim, a fee of the same amount as the fee payable on the issue of a summons. | |
| 4. | Renewal of writ of summons; a fee of half the amount as the fee payable on issue of a summons. | |
| 5. | On an application to enforce any Order by attachment or to commit a judgement debtor | \$30.00 |
| 6. | On every summons to a witness | \$20.00 |
| 7. | On every oath to the truth of an affidavit or deposition Administered by a Magistrate or by a Justice of the Peace | \$10.00 |
| 8. | On marking any exhibit attached to any affidavit | \$2.00 |
| 9. | On every application or summons not specifically charged | \$30.00 |

10.	On order for attachment	\$30.00
11.	On order for execution and sale	\$30.00
12.	On order for committal	\$30.00
13.	On any order of the court not specifically charged	\$30.00
14.	On certifying a copy of a document or on office copy	\$10.00
15.	On copies or proceeding: for each handwritten page of A4 150	\$5.00 per page
16.	Search fee	\$20.00

II. FEES - CIVIL APPEALS TO MAGISTRATE COURT

1.	On appeal to a Magistrate Court	\$50.00
2.	For a copy of the record of appeal for the appellate court: for each handwritten page of A4 150 page	\$5.00 per page

III. SHERIFF'S FEE

1.	For the service of writ of summons or subpoena or any other process on each defendant or witness in addition to any reasonable expenses of bailiff	\$20.00
2.	For seizure	\$30.00
3.	For every arrest or a civil case	\$30.00
4.	For conveying to prison from place of arrest, the reasonable travelling expenses actually incurred	\$30.00
5.	For executing process of attachment or committal	\$30.00
6.	For any duty not herein provided for (any amount as the Court may allow)	

IV. INTERPRETERS FEE

On request for an interpreter

\$20.00".

Dated at Honiara this fourth day of February 2000

SIR JOHN (GLBERT) BAPTIST MURIA
Chief Justice

*L.N. 40/89.