



300

ANNUAL APPROPRIATION ACT 2009

An Act to appropriate certain sums of money out of the Niue Assembly account to the services for the year ending 30th of June 2010 and to appropriate the supplies granted in that year.

1 Short Title and Commencement

- (1) This is the Appropriation (Annual) Act 2009.
- (2) This Act shall relate to the financial year ending on the 30th day of June 2010 (hereinafter referred to as "the financial year").

2 Grant and Appropriation of Expenditure

There may be issued and supplied from the Niue Assembly Account towards making good the supplies granted for the services of the financial year; for Recurrent Expenditure, Capital Projects, Corporations, and Special Projects, a sum of which does not exceed \$23,820,000 in total.

Particulars of which are set out under the relevant headings in the Schedules hereto.

APPROPRIATION SCHEDULE

Appropriation from the Niue Assembly Account for RECURRENT, SPECIAL PROJECTS
and CAPITAL for the Financial Year Ending 30 June 2010

	Recurrent	Capital	Special Projects	Total
NISP GOAL 1 FINANCIAL STABILITY				
Treasury	728,000			728,000
Administration Services	785,300			785,300
Administration : Govt Residences	50,000			50,000
Treasury : Bondstore	588,000			588,000
NISP GOAL 2 GOVERNANCE				
Premiers	2,606,800			2,606,800
Public Service Commission	470,000			470,000
Justice	449,000			449,000
NISP GOAL 3 ECONOMIC DEVELOPMENT				
Agriculture	733,000			733,000
Public Works	888,500			888,500
Public Works : All Trading	592,000			592,000
Telecom & Postal	1,175,000			1,175,000
Niue Power	1,797,500			1,797,500
Bulk Fuel	4,363,300			4,363,300
Broadcasting	248,000			248,000
Tourism Authority	182,600			182,600
NISP GOAL 4 SOCIAL				
Community Affairs	1,658,000			1,658,000
Education	1,473,000			1,473,000
Health	1,713,000			1,713,000
Police	471,000			471,000
NISP GOAL 5 ENVIRONMENT				
Environment	251,000			251,000
Meteorological	120,000			120,000
NISP GOAL 6 TAOGA NIUE				
Taoga Niue	132,000			132,000
CAPITAL PROJECTS				
Capital Project		170,000		
		170,000		170,000
SPECIAL PROJECTS				
NZAID			2,175,000	
			2,175,000	2,175,000
TOTAL	21,475,000	170,000	2,175,000	23,820,000

GOVERNMENT OF NIUE
SUMMARY OF REVENUE FOR YEAR ENDING 30 JUNE 2010

DEPARTMENTS	2009/2010 ESTIMATE	2008/2009 VOTED	2008/2009 SUPP'S	REVISED BUDGET	2008/2009 ACTUAL
NISP GOALS					
NISP GOAL 1 FINANCIAL STABILITY					
Treasury	3,602,000	3,698,000	250,000	3,948,000	4,257,498
Administrative Services	12,000	12,000	0	12,000	9,990
Admin : Govt Residences	80,000	85,000	0	85,000	71,723
Treasury : Bond Store	790,000	710,000	0	710,000	690,445
NISP GOAL 2 GOVERNANCE					
Premiers	209,000	247,000	0	247,000	271,157
Justice	73,000	141,000	0	141,000	42,985
NISP GOAL 3 ECONOMIC DEVELOPMENT					
Agriculture	354,000	273,000	50,000	323,000	340,609
Public Works	258,000	267,000	0	267,000	227,537
Public Works Trading	327,000	320,000	0	320,000	333,949
Telecom & Niue Post	1,196,000	1,124,000	0	1,124,000	1,110,135
Niue Power	1,970,000	1,812,000	0	1,812,000	1,934,868
Bulk Fuel	4,718,000	6,581,000	0	6,581,000	5,129,616
Broadcasting	69,000	64,000	0	64,000	69,761
NISP GOAL 4 SOCIAL					
Community Affairs	1,000	1,000	0	1,000	15
Education	1,000	1,000	0	1,000	1,180
Health	40,000	12,000	0	12,000	9,725
Police	143,000	143,000	0	143,000	144,648
NISP GOAL 5 ENVIRONMENT					
Environment	1,000	0	0	0	1,200
Meteorological	1,000	1,000	0	1,000	922
NISP GOAL 6 TAOGA NIUE					
Taoga Niue	1,000	1,000	0	1,000	1,260
TOTAL INTERNAL FUNDING	13,846,000	15,493,000	300,000	15,793,000	14,649,223
NZ FUNDING					
Recurrent	7,800,000	7,596,000	0	7,596,000	7,552,636
TOTAL NZ FUNDING	7,800,000	7,596,000	0	7,596,000	7,552,636
TOTAL REVENUE	21,646,000	23,089,000	300,000	23,389,000	22,201,859
SPECIAL PROJECTS					
NZAID	2,175,000	2,175,000	0	2,175,000	0
TOTAL SPECIAL PROJECTS	2,175,000	2,175,000	0	2,175,000	0
OVERALL TOTAL	23,821,000	25,264,000	300,000	25,564,000	22,201,859

GOVERNMENT OF NIUE
SUMMARY OF EXPENDITURE FOR YEAR ENDING 30 JUNE 2010

DEPARTMENTS	2009/2010 ESTIMATE	2008/2009 VOTED	2008/2009 SUPP'S	REVISED BUDGET	2008/2009 ACTUAL
NISP GOALS					
NISP GOAL 1 FINANCIAL STABILITY					
Treasury	728,000	699,000	0	699,000	517,170
Administrative Services	785,300	724,000	0	724,000	728,105
Admin: Gov Residences	50,000	52,000	0	52,000	64,232
Treasury : Bond Store	588,000	563,000	0	563,000	631,712
NISP GOAL 2 GOVERNANCE					
Premiers	2,606,800	2,780,000	40,000	2,820,000	2,526,732
Public Service Commission	470,000	380,000	0	380,000	340,125
Justice	449,000	456,000	0	456,000	390,474
NISP GOAL 3 ECONOMIC DEVELOPMENT					
Agriculture	733,000	614,000	0	614,000	504,749
Public Works	888,500	872,000	0	872,000	864,984
Public Works : All Trading	592,000	582,000	0	582,000	515,356
Telecom & Niue Post	1,175,000	1,124,000	0	1,124,000	1,041,720
Niue Power	1,797,500	2,047,000	0	2,047,000	2,298,621
Bulk Fuel	4,363,300	6,255,000	200,000	6,455,000	5,394,727
Tourism Authority	182,600	164,000	0	164,000	165,559
Broadcasting	248,000	234,000	0	234,000	219,649
NISP GOAL 4 SOCIAL					
Community Affairs	1,658,000	1,433,000	60,000	1,493,000	1,586,928
Education	1,473,000	1,477,000	0	1,477,000	1,437,591
Health	1,713,000	1,626,000	0	1,626,000	1,903,455
Police	471,000	439,000	0	439,000	409,634
NISP GOAL 5 ENVIRONMENT					
Environment	251,000	217,000	0	217,000	237,427
Meteorological	120,000	112,000	0	112,000	102,202
NISP GOAL 6 TAOGA NIUE					
Taoga Niue	132,000	138,000	0	138,000	108,977
CAPITAL					
Capital Projects	170,000	100,000		100,000	89,774
CAPITAL EXPENDITURE	170,000	100,000	0	100,000	89,774
TOTAL EXPENDITURE	21,645,000	23,088,000	300,000	23,388,000	22,079,906
SPECIAL PROJECTS					
NZAID	2,175,000	2,175,000	0	2,175,000	
TOTAL SPECIAL PROJECTS	2,175,000	2,175,000	0	2,175,000	0
OVERALL TOTAL	23,820,000	25,263,000	300,000	25,563,000	22,079,906


**SUMMARY OF BUDGET PROPOSALS FOR YEAR ENDING
30 JUNE 2010**

REVENUE LESS EXPENDITURE


DEPARTMENT	2009/2010 ESTIMATE	2008/2009 VOTED	2008/2009 SUPP'S	REVISED BUDGET	2008/2009 ACTUAL
TOTAL REVENUE	21,646,000	23,089,000	300,000	23,389,000	22,201,859
TOTAL EXPENDITURE	21,645,000	23,088,000	300,000	23,388,000	22,079,906
SURPLUS/(DEFICIT)	1,000	1,000	0	1,000	121,953
SPECIAL PROJECTS					
REVENUE	2,175,000	2,175,000	0	2,175,000	
EXPENDITURE	2,175,000	2,175,000	0	2,175,000	
TOTAL REVENUE OVERALL	23,821,000	25,264,000	300,000	25,564,000	22,201,859
TOTAL EXPENDITURE OVERALL	23,820,000	25,263,000	300,000	25,563,000	22,079,906
SURPLUS/(DEFICIT)	1,000	1,000	0	1,000	121,953

I, ATAPANA SIAKIMOTU, Speaker of the Niue Assembly, hereby certify that the requirements of Article 34 of the Niue Constitution have been duly complied with.


SIGNED AND SEALED at the Assembly Chambers this 29th
day of July 2009.



Speaker of the Niue Assembly



COUNTERSIGNED in the presence of the Speaker



Clerk of the Niue Assembly

This Act was passed by the Niue Assembly on the 24th day of July
2009.