

APPROPRIATION (ANNUAL) ACT 2018

No. 343

An Act to appropriate certain sums of money out of the Niue Assembly account to the services for the year ending 30th of June 2019 and to appropriate the supplies granted in that year.

The Assembly enacts as follows -

1 Title

This is the Appropriation (Annual) Act 2018.

2 Commencement

- (1) This Act shall relate to the financial year ending on the 30th day of June 2019 (hereinafter referred to as "the financial year").
- (2) This Act comes into force on the day after the date on which it becomes law in accordance with Article 34 of the Constitution.

3 Grant and Appropriation of Expenditure

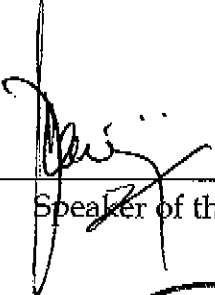
There may be issued and supplied from the Niue Assembly Account towards making good the supplies granted for the services of the financial year:

- (a) for Recurrent Operational Expenditure, Capital Projects and Investment and Development Projects a sum of which does not exceed \$26,138,000 in total; and
- (b) for development partner Investment and Development projects a sum which does not exceed \$18,250,000 in total

particulars of which are set out under the relevant headings in the Schedules hereto.


I, TOGIAVALU PIHIGIA, Speaker of the Niue Assembly, hereby certify that the requirements of Article 34 of the Niue Constitution have been duly complied with.


SIGNED AND SEALED at the Assembly Chambers this 23rd day of August 2018.



Speaker of the Niue Assembly

COUNTERSIGNED in the presence of the Speaker





Clerk of the Niue Assembly

This Act is administered by the Treasury Department.
This Act was passed by the Niue Assembly on the 25th day of July 2018.

Schedule A

TABLE 1: 2018-19 BUDGET SUMMARY

(\$'000)	Voted 2017-18	Actual 2017-18	Estimate 2018-19
Total Niue Recurrent Revenues	-28,157	-24,622	-26,138
Total Niue Recurrent Expenses	28,414	24,427	25,326
Total Niue Funded Capital	100	21	100
Niue Funded I&D	812	377	712
Total Appropriation	29,326	24,825	26,138
Niue Budget Surplus/Deficit	1,169	203	0
Donor I&D Revenue	-9,670	-5,536	-18,250
Donor I&D Expenditure	9,670	5,536	18,250
Total Revenue	-37,827	-30,158	-44,388
Total Expenses	38,996	30,361	44,388
Surplus (-ve) / Deficit (+ve)	1,169	203	0

Note: Numbers presented in tables within this document show revenues with a -ve number, and expenses with a +ve number.

GOVERNMENT OF NIUE 2018-19 BUDGET				
RECURRENT EXPENDITURE BY MINISTRIES				
Entity	Department	2017-18 Voted	2017-18 Actual	2018-19 Estimate
CENTRAL AGENCIES	Premiers Department	2,348,000	2,432,417	2,479,000
	Crown Law	399,000	376,358	398,000
	Niue Public Service Commission and Secretariat	1,326,000	1,204,774	1,295,000
	Finance and Planning	5,494,000	1,825,901	1,351,000
	Project Management Coordination Unit	287,000	245,802	291,000
	Police	610,000	534,593	733,000
	Sub total: Central agencies	10,464,000	6,619,845	6,547,000
MINISTRY OF SOCIAL SERVICES	Education Department	2,721,000	2,651,429	2,773,000
	Health Department	2,290,000	2,406,563	2,407,000
	Justice Department (Inc Com Affairs)	4,033,000	4,024,373	4,369,000
	Taoga Niue	272,000	217,479	305,000
	Sub total: Ministry of Social Services	9,316,000	9,299,844	9,854,000
MINISTRY OF NATURAL RESOURCES	DAFF	899,000	762,866	885,000
	Environment Department	332,000	316,527	319,000
	Met Office	202,000	177,836	204,000
	Sub total: Ministry of Natural Resources	1,433,000	1,257,229	1,408,000
MINISTRY OF INFRASTRUCTURE	Utilities	862,000	786,308	829,000
	Transport	1,497,000	1,220,013	1,346,000
	Sub total: Ministry of Infrastructure	2,359,000	2,006,321	2,175,000
COMMERCIAL AND TRADING	Niue Tourism Authority	477,000	375,914	356,000
	Bulk Fuel	4,365,000	4,868,167	4,986,000
	Sub total: Commercial and Trading	4,842,000	5,244,081	5,342,000
TOTAL RECURRENT EXPENDITURE		28,414,000	24,427,319	25,326,000

GOVERNMENT OF NIUE 2018-19 BUDGET				
RECURRENT REVENUE BY MINISTRIES				
Entity	Department	2017-18 Voted	2017-18 Actual	2018-19 Estimate
CENTRAL AGENCIES	Premiers Department	-2,000	-2,852	-4,000
	Crown Law	0	-738	-1,000
	Niue Public Service Commission and Secretariat	0	0	0
	Finance and Planning	-19,390,000	-16,152,082	-16,726,000
	Project Management Coordination Unit	-301,000	0	-206,000
	Police	-183,000	-156,970	-183,000
	Sub total: Central agencies	-19,876,000	-16,312,641	-17,120,000
MINISTRY OF SOCIAL SERVICES	Education Department	-5,000	-4,809	-6,000
	Health Department	-45,000	-50,824	-59,000
	Justice Department (Inc Com Affairs)	-105,000	-60,867	-113,000
	Taoga Niue	-7,000	-6,166	-27,000
	Sub total: Ministry of Social Services	-162,000	-122,666	-205,000
MINISTRY OF NATURAL RESOURCES	DAFF	-1,198,000	-1,317,907	-1,309,000
	Environment Department	-1,000	-2,865	-1,000
	Met Office	-2,000	-560	-1,000
	Sub total: Ministry of Natural Resources	-1,201,000	-1,321,332	-1,311,000
MINISTRY OF INFRASTRUCTURE	Utilities	-38,000	-9,077	-11,000
	Transport	-1,632,000	-1,570,217	-1,857,000
	Sub total: Ministry of Infrastructure	-1,670,000	-1,579,294	-1,868,000
COMMERCIAL AND TRADING	Niue Tourism Authority	-48,000	-26,652	-48,000
	Bulk Fuel	-5,200,000	-5,259,470	-5,586,000
	Sub total: Commercial and Trading	-5,248,000	-5,286,123	-5,634,000
TOTAL RECURRENT REVENUE		-28,157,000	-24,622,057	-26,138,000

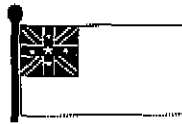
GOVERNMENT OF NIUE 2018-19 BUDGET

RECURRENT EXPENDITURE BY VOTE & NNSP PILLAR

DEPARTMENTS	VOTE	NNSP Pillar	2017/18 Voted	2017/18 Actual	2018/19 Estimate
TREASURY	Finance	1. Fin. Stability	\$4,854,000	\$1,284,323	\$766,000
TREASURY	Taxation	1. Fin. Stability	\$0	\$0	\$0
		1. Fin. Stability Total	\$4,854,000	\$1,284,323	\$766,000
PREMIERS	Corporate Services	2. Governance	\$317,000	\$357,319	\$324,000
PREMIERS	Cabinet Services	2. Governance	\$616,000	\$683,939	\$637,000
PREMIERS	Legislature	2. Governance	\$809,000	\$733,261	\$847,000
PREMIERS	Niue High Commission	2. Governance	\$227,000	\$216,564	\$256,000
PREMIERS	External Affairs	2. Governance	\$379,000	\$441,335	\$415,000
CROWN LAW	Crown Law Office	2. Governance	\$399,000	\$376,358	\$398,000
NPSC and Secretariat	Corporate Services/HRMIS	2. Governance	\$864,000	\$808,903	\$841,000
NPSC and Secretariat	Strategic Human Resource	2. Governance	\$70,000	\$71,944	\$69,000
NPSC and Secretariat	Manpower Supplementation	2. Governance	\$115,000	\$125,571	\$122,000
TREASURY	Customs (fly Customs/Taxatic	2. Governance	\$341,000	\$323,621	\$349,000
DAFF	Quarantine	2. Governance	\$128,000	\$128,834	\$136,000
JUSTICE	Administraton & Registry	2. Governance	\$184,000	\$171,699	\$208,000
JUSTICE	Civil/Criminal Court	2. Governance	\$70,000	\$68,392	\$84,000
JUSTICE	Land Court	2. Governance	\$105,000	\$108,318	\$112,000
POLICE	Administration	2. Governance	\$510,000	\$487,805	\$544,000
POLICE	Prison	2. Governance	\$35,000	\$23,509	\$61,000
POLICE	Disaster Management	2. Governance	\$65,000	\$43,278	\$128,000
PMCU	Project Management Unit	2. Governance	\$287,000	\$245,802	\$291,000
TREASURY	Statistics and Immigration	2. Governance	\$151,000	\$170,156	\$177,000
		2. Governance Total	\$5,670,000	\$5,566,607	\$5,997,000
TREASURY	Economic Development	3. Econ. Dev.	\$148,000	\$47,801	\$59,000
TRANSPORT	Civil Aviation	3. Econ. Dev.	\$272,000	\$213,496	\$251,000
TRANSPORT	Rescue Fire Services	3. Econ. Dev.	\$258,000	\$205,277	\$242,000
NPSC and Secretariat	Employment Relations	3. Econ. Dev.	\$61,000	\$37,110	\$47,000
DAFF	Administration	3. Econ. Dev.	\$319,000	\$333,691	\$306,000
DAFF	Fisheries	3. Econ. Dev.	\$146,000	\$46,450	\$118,000
DAFF	Crop Research & Animal Heal	3. Econ. Dev.	\$165,000	\$128,411	\$170,000
DAFF	Crop Extension Services	3. Econ. Dev.	\$89,000	\$71,685	\$92,000
JUSTICE	Land Management	3. Econ. Dev.	\$275,000	\$200,077	\$287,000
UTILITIES	Administration	3. Econ. Dev.	\$194,000	\$161,206	\$167,000
UTILITIES	Regulatory and Compliance U	3. Econ. Dev.	\$180,000	\$127,752	\$178,000
UTILITIES	Water Supply	3. Econ. Dev.	\$488,000	\$497,351	\$484,000
TRANSPORT	Maritime	3. Econ. Dev.	\$42,000	\$30,563	\$35,000
TOURISM	Tourism Authority	3. Econ. Dev.	\$477,000	\$375,914	\$356,000
		3. Econ. Dev. Total	\$3,114,000	\$2,476,783	\$2,792,000
NPSC and Secretariat	Human Resource Developme	4. Social	\$216,000	\$181,246	\$216,000
COMMUNITY AFFAIRS	Administration	4. Social	\$368,000	\$268,491	\$373,000
COMMUNITY AFFAIRS	Community Devel. & Social W	4. Social	\$3,031,000	\$3,209,397	\$3,307,000
EDUCATION	National Library	4. Social	\$52,000	\$19,284	\$75,000
EDUCATION	Administration	4. Social	\$756,000	\$788,851	\$793,000
EDUCATION	Niue Primary School	4. Social	\$727,000	\$656,879	\$650,000
EDUCATION	Niue High School	4. Social	\$1,186,000	\$1,186,416	\$1,255,000
HEALTH	Administration	4. Social	\$505,000	\$584,159	\$578,000
HEALTH	Medical	4. Social	\$684,000	\$775,037	\$734,000
HEALTH	Nursing	4. Social	\$505,000	\$457,072	\$492,000
HEALTH	Public Health	4. Social	\$389,000	\$360,751	\$385,000
HEALTH	Dental	4. Social	\$207,000	\$229,543	\$218,000
		4. Social Total	\$8,626,000	\$8,695,126	\$9,076,000
DAFF	Forestry	5. Environ.	\$54,000	\$53,795	\$63,000
ENVIRONMENT	Administration	5. Environ.	\$332,000	\$316,527	\$319,000
MET SERVICE	Administration	5. Environ.	\$202,000	\$177,836	\$204,000
		5. Environ. Total	\$588,000	\$548,158	\$586,000
TAOGA NIUE	Administration	6. Taoga Niue	\$272,000	\$217,479	\$305,000
		6. Taoga Niue Total	\$272,000	\$217,479	\$305,000
BULK FUEL	Bulk Fuel	3. Econ. Dev.	\$4,365,000	\$4,868,167	\$4,986,000
TRANSPORT	Transport Administration	3. Econ. Dev.	\$120,000	\$105,765	\$124,000
TRANSPORT	Outside Services	3. Econ. Dev.	\$597,000	\$500,462	\$499,000
TRANSPORT	Heavy Plant	3. Econ. Dev.	\$208,000	\$164,449	\$195,000
		Trading Operations	\$5,290,000	\$5,638,844	\$5,804,000
		TOTAL RECURRENT EXPENDITURE	\$28,414,000	\$24,427,319	\$25,326,000

GOVERNMENT OF NIUE 2018-19 BUDGET

RECURRENT REVENUE BY VOTE & NNSP PILLAR						
DEPARTMENTS	VOTE	NNSP Pillar	2016/17 Voted	2017/18 Actual	2018/19 Estimate	
TREASURY	Finance	1. Fin. Stability	-\$12,110,000	-\$7,863,366	-\$8,555,000	
TREASURY	Taxation	1. Fin. Stability	-\$6,107,000	-\$5,505,048	-\$6,307,000	
		1. Fin. Stability Total	-\$18,217,000	-\$13,368,415	-\$14,862,000	
PREMIERS	Corporate Services	2. Governance	\$0	-\$1,000	-\$1,000	
PREMIERS	Cabinet Services	2. Governance	\$0	\$0	\$0	
PREMIERS	Legislature	2. Governance	\$0	\$0	-\$1,000	
CROWN LAW	Crown Law Office	2. Governance	\$0	-\$738	-\$1,000	
PREMIERS	Niue High Commission	2. Governance	-\$2,000	-\$1,856	-\$2,000	
PREMIERS	External Affairs	2. Governance	\$0	\$4	\$0	
NPSC and Secretariat	Corporate Services/HRMIS	2. Governance	\$0	\$0	\$0	
NPSC and Secretariat	Strategic Human Resource	2. Governance	\$0	\$0	\$0	
NPSC and Secretariat	Manpower Supplementation	2. Governance	\$0	\$0	\$0	
TREASURY	Customs (fly Customs/Taxatic	2. Governance	-\$1,141,000	-\$2,741,897	-\$1,828,000	
DAFF	Quarantine	2. Governance	-\$22,000	-\$13,935	-\$28,000	
JUSTICE	Administraton & Registry	2. Governance	-\$15,000	-\$19,796	-\$15,000	
JUSTICE	Civil/Criminal Court	2. Governance	-\$10,000	-\$5,277	-\$10,000	
JUSTICE	Land Court	2. Governance	-\$15,000	-\$9,758	-\$15,000	
POLICE	Administration	2. Governance	-\$183,000	-\$156,970	-\$183,000	
POLICE	Prison	2. Governance	\$0	\$0	\$0	
PMCU	Project Management Unit	2. Governance	-\$301,000	\$0	-\$208,000	
TREASURY	Statistics and Immigration	2. Governance	-\$32,000	-\$41,770	-\$35,000	
		2. Governance Total	-\$1,721,000	-\$2,992,993	-\$2,325,000	
TREASURY	Economic Development	3. Econ. Dev.	\$0	\$0	-\$1,000	
TRANSPORT	Civil Aviation	3. Econ. Dev.	-\$508,000	-\$441,349	-\$508,000	
TRANSPORT	Fire and Rescue	3. Econ. Dev.	-\$12,000	-\$14,595	-\$12,000	
DAFF	Administration	3. Econ. Dev.	-\$14,000	-\$13,175	-\$14,000	
DAFF	Fisheries	3. Econ. Dev.	-\$1,130,000	-\$1,279,253	-\$1,240,000	
DAFF	Crop Research & Animal Heal	3. Econ. Dev.	-\$5,000	-\$10,645	-\$13,000	
DAFF	Crop Extension Services	3. Econ. Dev.	-\$24,000	-\$420	-\$11,000	
JUSTICE	Land Management	3. Econ. Dev.	-\$65,000	-\$28,035	-\$73,000	
UTILITIES	Administration	3. Econ. Dev.	-\$30,000	\$0	\$0	
UTILITIES	Building & Engineering	3. Econ. Dev.	-\$2,000	-\$2,930	-\$5,000	
TRANSPORT	Maritime	3. Econ. Dev.	-\$400,000	-\$469,893	-\$400,000	
UTILITIES	Water Supply	3. Econ. Dev.	-\$6,000	-\$6,147	-\$6,000	
TOURISM	Tourism Authority	3. Econ. Dev.	-\$48,000	-\$26,852	-\$48,000	
		3. Econ. Dev. Total	-\$2,244,000	-\$2,291,095	-\$2,331,000	
EDUCATION	National Library	4. Social	-\$1,000	\$0	-\$1,000	
EDUCATION	Administration	4. Social	-\$1,000	-\$2,145	-\$1,000	
EDUCATION	Niue Primary School	4. Social	-\$1,000	\$0	-\$1,000	
EDUCATION	Niue High School	4. Social	-\$2,000	-\$2,664	-\$3,000	
HEALTH	Administration	4. Social	-\$45,000	-\$40,412	-\$50,000	
HEALTH	Medical	4. Social	\$0	-\$5,369	-\$6,000	
HEALTH	Public Health	4. Social	\$0	-\$1,911	\$0	
HEALTH	Dental	4. Social	\$0	-\$2,398	-\$3,000	
		4. Social Total	-\$50,000	-\$55,633	-\$65,000	
DAFF	Forestry	5. Environ.	-\$3,000	-\$478	-\$3,000	
ENVIRONMENT	Administration	5. Environ.	-\$1,000	-\$2,865	-\$1,000	
MET SERVICE	Administration	5. Environ.	-\$2,000	-\$560	-\$1,000	
		5. Environ. Total	-\$6,000	-\$3,903	-\$5,000	
TAOGA NIUE	Administration	6. Taoga Niue	-\$7,000	-\$6,166	-\$27,000	
		6. Taoga Niue Total	-\$7,000	-\$6,166	-\$27,000	
BULK FUEL	Bulk Fuel	3. Econ. Dev.	-\$5,200,000	-\$5,259,470	-\$5,586,000	
TRANSPORT	Outside Services	3. Econ. Dev.	-\$700,000	-\$644,381	-\$925,000	
TRANSPORT	Heavy Plant	3. Econ. Dev.	-\$12,000	\$0	-\$12,000	
		Trading Operations	-\$5,912,000	-\$5,903,851	-\$6,523,000	
TOTAL RECURRENT REVENUE			-\$28,157,000	-\$24,622,057	-\$26,138,000	
RECURRENT OPERATIONAL SURPLUS/(DEFICIT)			-\$257,000	\$194,737	\$812,000	
GON RECURRENT CAPITAL EXPENDITURE			-\$100,000	-\$21,172	-\$100,000	
GON RECURRENT INVESTMENT & DEVELOPMENT PROJECTS			-\$812,000	-\$377,253	-\$712,000	
GON BUDGET BALANCE (-ve = Deficit, +ve = Surplus)			-\$1,169,000	-\$203,688	\$0	



FAKATUFONO TOHI FATIFATIAGA TUPE (TAU TAHA) 2018

Numera 343

Ko e Fakatufono Tohi ke taute e fatifatiaga he falu he tau tupe mai he Potaaga Tupe he Fono Ekepule ke lata ia mo e tau fakatokatokaaga gahua he Fakatufono ma e tau ne fakaoti mai he Aho 30 ia Iuni 2019 ke fakatokatoka mo e vehevehe e tau koloa ke lata mo e Tau ia.

Kua taute fakamatafakatufono ai he Fono Ekepule e tau matakupu nā i lalo -

1 Higoa

Ko e Fakatufono Fatifatiaga Tupe (Tau Taha) 2018

2 Kamataaga

- (a) Ko e Fakatufono Tohi nai to matutaki ni ke he tau fakagahua fatifatiaga tupe ne fakaoti mai he Aho 30 ia Iuni 2019 (ne kua fakahigoa ko e “tau fakagahua fakafatifatiaga tupe”)
- (e) Ke fakagahua ai e Fakatufono Tohi nai he Aho ka mole atu e Aho ka fakamooli ai ko e matafakatufono tuga ne tohia ai ke he Matakupu 34 he Tohi Fakavē ha Niue.

3 Tupe Foaki mo e Fatifatiaga he Tau Tupe Fakamole

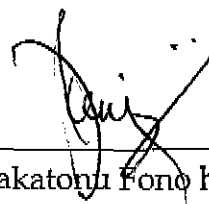
To taaki mai e tau tupe mo e tau koloa gahua mai he Potaaga Tupe he Fono Ekepule hagai atu ke fakamitaki aki e tau puhala gahua kua foaki ke lata mo e tau fakatokatokaaga he tau fakagahua ma e fakafatifatiaga tupe nei:

- (a) Ke lata ia mo e Tau tupe Fakamole he Fatifatiaga Tupe Fakagahua, Tau Matapatu Gahua Lalahi mo e tau Tupe Fakahū mo Moua Tupe mo e tau Tupe ke Lata mo e Tau Matagahua Fakalaulahi ke he katoatoa he tau tupe ke nakai mole ki mua e katoa ko e \$26,138,000; mo e
- (b) Ke lata ia mo e Fakahoaga he tau Tupe Fakahū mo Moua Tupe mo e falu a tau Matapatu Gahua Fakalaulahi, e tau tupe ke nakai molea e \$18,250,000 he katoa.

Ko e tau folafolaaga ke he tau tupe nai kua fakakite fakamahino i lalo hifo he tau mataulu fakamaamaaga i loto he Fakamauaga ke he Fakatufono Tohi nai.


Ko au, **TOGIAVALU PIHIGIA**, ko e Fakatonu Fono he Fono Ekepule ha Niue, kua fakamooli kua muiua ke he tau fakavēaga he Matakupu 34 he Tohi Fakavē ha Niue.

FAKAMOOLI MO E FAKAMAU he poko Fono Ekepule he Aho 27nd ia Aokuso 2018.



Fakatonu Fono he Fono Ekepule

FAKAMOOLI FOKI ki mua he Fakatonu Fono



Tohi Kupu he Fono Ekepule

Ko e Faahi Gahua Tanaki Tupe ke fakagahua e Fakatufono Tohi nai.
Kua fakamooli he Fono Ekepule ha Niue e Fakatufono Tohi nai he Aho 25 he mahina ha Iulai 2018.

Schedule A

TABLE 1: 2018-19 BUDGET SUMMARY

(\$'000)	Voted 2017-18	Actual 2017-18	Estimate 2018-19
Total Niue Recurrent Revenues	-28,157	-24,622	-26,138
Total Niue Recurrent Expenses	28,414	24,427	25,326
Total Niue Funded Capital	100	21	100
Niue Funded I&D	812	377	712
Total Appropriation	29,326	24,825	26,138
Niue Budget Surplus/Deficit	1,169	203	0
Donor I&D Revenue	-9,670	-5,536	-18,250
Donor I&D Expenditure	9,670	5,536	18,250
Total Revenue	-37,827	-30,158	-44,388
Total Expenses	38,996	30,361	44,388
Surplus (-ve) / Deficit (+ve)	1,169	203	0

Note: Numbers presented in tables within this document show revenues with a -ve number, and expenses with a +ve number.

GOVERNMENT OF NIUE 2018-19 BUDGET				
RECURRENT EXPENDITURE BY MINISTRIES				
Entity	Department	2017-18 Voted	2017-18 Actual	2018-19 Estimate
CENTRAL AGENCIES	Premiers Department	2,348,000	2,432,417	2,479,000
	Crown Law	399,000	376,358	398,000
	Niue Public Service Commission and Secretariat	1,326,000	1,204,774	1,295,000
	Finance and Planning	5,494,000	1,825,901	1,351,000
	Project Management Coordination Unit	287,000	245,802	291,000
	Police	610,000	534,593	733,000
	Sub total: Central agencies	10,464,000	6,619,845	6,547,000
MINISTRY OF SOCIAL SERVICES	Education Department	2,721,000	2,651,429	2,773,000
	Health Department	2,290,000	2,406,563	2,407,000
	Justice Department (Inc Com Affairs)	4,033,000	4,024,373	4,369,000
	Taoga Niue	272,000	217,479	305,000
	Sub total: Ministry of Social Services	9,316,000	9,299,844	9,854,000
MINISTRY OF NATURAL RESOURCES	DAFF	899,000	762,866	885,000
	Environment Department	332,000	316,527	319,000
	Met Office	202,000	177,836	204,000
	Sub total: Ministry of Natural Resources	1,433,000	1,257,229	1,408,000
MINISTRY OF INFRASTRUCTURE	Utilities	862,000	786,308	829,000
	Transport	1,497,000	1,220,013	1,346,000
	Sub total: Ministry of Infrastructure	2,359,000	2,006,321	2,175,000
COMMERCIAL AND TRADING	Niue Tourism Authority	477,000	375,914	356,000
	Bulk Fuel	4,365,000	4,868,167	4,986,000
	Sub total: Commercial and Trading	4,842,000	5,244,081	5,342,000
TOTAL RECURRENT EXPENDITURE		28,414,000	24,427,319	25,326,000

GOVERNMENT OF NIUE 2018-19 BUDGET				
RECURRENT REVENUE BY MINISTRIES				
Entity	Department	2017-18 Voted	2017-18 Actual	2018-19 Estimate
CENTRAL AGENCIES	Premiers Department	-2,000	-2,852	-4,000
	Crown Law	0	-738	-1,000
	Niue Public Service Commission and Secretariat	0	0	0
	Finance and Planning	-19,390,000	-16,152,082	-16,726,000
	Project Management Coordination Unit	-301,000	0	-206,000
	Police	-183,000	-156,970	-183,000
	Sub total: Central agencies	-19,876,000	-16,312,641	-17,120,000
MINISTRY OF SOCIAL SERVICES	Education Department	-5,000	-4,809	-6,000
	Health Department	-45,000	-50,824	-59,000
	Justice Department (Inc Com Affairs)	-105,000	-60,867	-113,000
	Taoga Niue	-7,000	-6,166	-27,000
	Sub total: Ministry of Social Services	-162,000	-122,666	-205,000
MINISTRY OF NATURAL RESOURCES	DAFF	-1,198,000	-1,317,907	-1,309,000
	Environment Department	-1,000	-2,865	-1,000
	Met Office	-2,000	-560	-1,000
	Sub total: Ministry of Natural Resources	-1,201,000	-1,321,332	-1,311,000
MINISTRY OF INFRASTRUCTURE	Utilities	-38,000	-9,077	-11,000
	Transport	-1,632,000	-1,570,217	-1,857,000
	Sub total: Ministry of Infrastructure	-1,670,000	-1,579,294	-1,868,000
COMMERCIAL AND TRADING	Niue Tourism Authority	-48,000	-26,652	-48,000
	Bulk Fuel	-5,200,000	-5,259,470	-5,586,000
	Sub total: Commercial and Trading	-5,248,000	-5,286,123	-5,634,000
TOTAL RECURRENT REVENUE		-28,157,000	-24,622,057	-26,138,000

GOVERNMENT OF NIUE 2018-19 BUDGET

RECURRENT EXPENDITURE BY VOTE & NNSP PILLAR

DEPARTMENTS	VOTE	NNSP Pillar	2017/18 Voted	2017/18 Actual	2018/19 Estimate
TREASURY	Finance	1. Fin. Stability	\$4,854,000	\$1,284,323	\$766,000
TREASURY	Taxation	1. Fin. Stability	\$0	\$0	\$0
		1. Fin. Stability Total	\$4,854,000	\$1,284,323	\$766,000
PREMIERS	Corporate Services	2. Governance	\$317,000	\$357,319	\$324,000
PREMIERS	Cabinet Services	2. Governance	\$616,000	\$683,939	\$637,000
PREMIERS	Legislature	2. Governance	\$809,000	\$733,261	\$847,000
PREMIERS	Niue High Commission	2. Governance	\$227,000	\$216,564	\$256,000
PREMIERS	External Affairs	2. Governance	\$379,000	\$441,335	\$415,000
CROWN LAW	Crown Law Office	2. Governance	\$399,000	\$376,358	\$398,000
NPSC and Secretariat	Corporate Services/HRMIS	2. Governance	\$864,000	\$808,903	\$841,000
NPSC and Secretariat	Strategic Human Resource	2. Governance	\$70,000	\$71,944	\$69,000
NPSC and Secretariat	Manpower Supplementation	2. Governance	\$115,000	\$125,571	\$122,000
TREASURY	Customs (fly Customs/Taxatic	2. Governance	\$341,000	\$323,621	\$349,000
DAFF	Quarantine	2. Governance	\$126,000	\$128,834	\$136,000
JUSTICE	Administraton & Registry	2. Governance	\$184,000	\$171,699	\$206,000
JUSTICE	Civil/Criminal Court	2. Governance	\$70,000	\$68,392	\$84,000
JUSTICE	Land Court	2. Governance	\$105,000	\$108,318	\$112,000
POLICE	Administration	2. Governance	\$510,000	\$467,805	\$544,000
POLICE	Prison	2. Governance	\$35,000	\$23,509	\$61,000
POLICE	Disaster Management	2. Governance	\$65,000	\$43,278	\$128,000
PMCU	Project Management Unit	2. Governance	\$287,000	\$245,802	\$291,000
TREASURY	Statistics and Immigration	2. Governance	\$151,000	\$170,156	\$177,000
		2. Governance Total	\$5,670,000	\$5,566,607	\$5,997,000
TREASURY	Economic Development	3. Econ. Dev.	\$148,000	\$47,801	\$59,000
TRANSPORT	Civil Aviation	3. Econ. Dev.	\$272,000	\$213,496	\$251,000
TRANSPORT	Rescue Fire Services	3. Econ. Dev.	\$258,000	\$205,277	\$242,000
NPSC and Secretariat	Employment Relations	3. Econ. Dev.	\$61,000	\$37,110	\$47,000
DAFF	Administration	3. Econ. Dev.	\$319,000	\$333,691	\$306,000
DAFF	Fisheries	3. Econ. Dev.	\$146,000	\$46,450	\$118,000
DAFF	Crop Research & Animal Heal	3. Econ. Dev.	\$165,000	\$128,411	\$170,000
DAFF	Crop Extension Services	3. Econ. Dev.	\$89,000	\$71,685	\$92,000
JUSTICE	Land Management	3. Econ. Dev.	\$275,000	\$200,077	\$287,000
UTILITIES	Administration	3. Econ. Dev.	\$194,000	\$161,206	\$167,000
UTILITIES	Regulatory and Compliance U	3. Econ. Dev.	\$180,000	\$127,752	\$178,000
UTILITIES	Water Supply	3. Econ. Dev.	\$488,000	\$497,351	\$484,000
TRANSPORT	Maritime	3. Econ. Dev.	\$42,000	\$30,563	\$35,000
TOURISM	Tourism Authority	3. Econ. Dev.	\$477,000	\$375,914	\$356,000
		3. Econ. Dev. Total	\$3,114,000	\$2,476,783	\$2,792,000
NPSC and Secretariat	Human Resource Developme	4. Social	\$216,000	\$161,246	\$216,000
COMMUNITY AFFAIRS	Administration	4. Social	\$368,000	\$266,491	\$373,000
COMMUNITY AFFAIRS	Community Devel. & Social W	4. Social	\$3,031,000	\$3,209,397	\$3,307,000
EDUCATION	National Library	4. Social	\$52,000	\$19,284	\$75,000
EDUCATION	Administration	4. Social	\$756,000	\$788,851	\$793,000
EDUCATION	Niue Primary School	4. Social	\$727,000	\$656,879	\$650,000
EDUCATION	Niue High School	4. Social	\$1,186,000	\$1,186,416	\$1,255,000
HEALTH	Administration	4. Social	\$505,000	\$584,159	\$578,000
HEALTH	Medical	4. Social	\$684,000	\$775,037	\$734,000
HEALTH	Nursing	4. Social	\$506,000	\$457,072	\$492,000
HEALTH	Public Health	4. Social	\$389,000	\$360,751	\$385,000
HEALTH	Dental	4. Social	\$207,000	\$229,543	\$218,000
		4. Social Total	\$8,626,000	\$8,695,126	\$9,076,000
DAFF	Forestry	5. Environ.	\$54,000	\$53,795	\$63,000
ENVIRONMENT	Administration	5. Environ.	\$332,000	\$316,527	\$319,000
MET SERVICE	Administration	5. Environ.	\$202,000	\$177,836	\$204,000
		5. Environ. Total	\$588,000	\$548,158	\$586,000
TAOGA NIUE	Administration	6. Taoga Niue	\$272,000	\$217,479	\$305,000
		6. Taoga Niue Total	\$272,000	\$217,479	\$305,000
BULK FUEL	Bulk Fuel	3. Econ. Dev.	\$4,365,000	\$4,868,167	\$4,986,000
TRANSPORT	Transport Administration	3. Econ. Dev.	\$120,000	\$105,765	\$124,000
TRANSPORT	Outside Services	3. Econ. Dev.	\$597,000	\$500,462	\$499,000
TRANSPORT	Heavy Plant	3. Econ. Dev.	\$208,000	\$164,449	\$195,000
		Trading Operations	\$5,290,000	\$5,638,844	\$5,804,000
		TOTAL RECURRENT EXPENDITURE	\$28,414,000	\$24,427,319	\$25,326,000

GOVERNMENT OF NIUE 2018-19 BUDGET

RECURRENT REVENUE BY VOTE & NNSP PILLAR						
DEPARTMENTS	VOTE	NNSP Pillar	2016/17 Voted	2017/18 Actual	2018/19 Estimate	
TREASURY	Finance	1. Fin. Stability	-\$12,110,000	-\$7,863,366	-\$8,555,000	
TREASURY	Taxation	1. Fin. Stability	-\$6,107,000	-\$5,505,048	-\$6,307,000	
		1. Fin. Stability Total	-\$18,217,000	-\$13,368,415	-\$14,862,000	
PREMIERS	Corporate Services	2. Governance	\$0	-\$1,000	-\$1,000	
PREMIERS	Cabinet Services	2. Governance	\$0	\$0	\$0	
PREMIERS	Legislature	2. Governance	\$0	\$0	-\$1,000	
CROWN LAW	Crown Law Office	2. Governance	\$0	-\$738	-\$1,000	
PREMIERS	Niue High Commission	2. Governance	-\$2,000	-\$1,856	-\$2,000	
PREMIERS	External Affairs	2. Governance	\$0	\$4	\$0	
NPSC and Secretariat	Corporate Services/HRMIS	2. Governance	\$0	\$0	\$0	
NPSC and Secretariat	Strategic Human Resource	2. Governance	\$0	\$0	\$0	
NPSC and Secretariat	Manpower Supplementation	2. Governance	\$0	\$0	\$0	
TREASURY	Customs (fly Customs/Taxatic	2. Governance	-\$1,141,000	-\$2,741,897	-\$1,828,000	
DAFF	Quarantine	2. Governance	-\$22,000	-\$13,935	-\$28,000	
JUSTICE	Administraton & Registry	2. Governance	-\$15,000	-\$19,796	-\$15,000	
JUSTICE	Civil/Criminal Court	2. Governance	-\$10,000	-\$5,277	-\$10,000	
JUSTICE	Land Court	2. Governance	-\$15,000	-\$9,758	-\$15,000	
POLICE	Administration	2. Governance	-\$183,000	-\$156,970	-\$183,000	
POLICE	Prison	2. Governance	\$0	\$0	\$0	
PMCU	Project Management Unit	2. Governance	-\$301,000	\$0	-\$206,000	
TREASURY	Statistics and Immigration	2. Governance	-\$32,000	-\$41,770	-\$35,000	
		2. Governance Total	-\$1,721,000	-\$2,992,993	-\$2,325,000	
TREASURY	Economic Development	3. Econ. Dev.	\$0	\$0	-\$1,000	
TRANSPORT	Civil Aviation	3. Econ. Dev.	-\$508,000	-\$441,349	-\$508,000	
TRANSPORT	Fire and Rescue	3. Econ. Dev.	-\$12,000	-\$14,595	-\$12,000	
DAFF	Administration	3. Econ. Dev.	-\$14,000	-\$13,175	-\$14,000	
DAFF	Fisheries	3. Econ. Dev.	-\$1,130,000	-\$1,279,253	-\$1,240,000	
DAFF	Crop Research & Animal Heal	3. Econ. Dev.	-\$5,000	-\$10,645	-\$13,000	
DAFF	Crop Extension Services	3. Econ. Dev.	-\$24,000	-\$420	-\$11,000	
JUSTICE	Land Management	3. Econ. Dev.	-\$65,000	-\$26,035	-\$73,000	
UTILITIES	Administration	3. Econ. Dev.	-\$30,000	\$0	\$0	
UTILITIES	Building & Engineering	3. Econ. Dev.	-\$2,000	-\$2,930	-\$5,000	
TRANSPORT	Maritime	3. Econ. Dev.	-\$400,000	-\$469,893	-\$400,000	
UTILITIES	Water Supply	3. Econ. Dev.	-\$6,000	-\$6,147	-\$6,000	
TOURISM	Tourism Authority	3. Econ. Dev.	-\$48,000	-\$26,652	-\$48,000	
		3. Econ. Dev. Total	-\$2,244,000	-\$2,291,095	-\$2,331,000	
EDUCATION	National Library	4. Social	-\$1,000	\$0	-\$1,000	
EDUCATION	Administration	4. Social	-\$1,000	-\$2,145	-\$1,000	
EDUCATION	Niue Primary School	4. Social	-\$1,000	\$0	-\$1,000	
EDUCATION	Niue High School	4. Social	-\$2,000	-\$2,664	-\$3,000	
HEALTH	Administration	4. Social	-\$45,000	-\$40,412	-\$50,000	
HEALTH	Medical	4. Social	\$0	-\$5,369	-\$6,000	
HEALTH	Public Health	4. Social	\$0	-\$1,911	\$0	
HEALTH	Dental	4. Social	\$0	-\$2,398	-\$3,000	
		4. Social Total	-\$50,000	-\$55,633	-\$65,000	
DAFF	Forestry	5. Environ.	-\$3,000	-\$478	-\$3,000	
ENVIRONMENT	Administration	5. Environ.	-\$1,000	-\$2,865	-\$1,000	
MET SERVICE	Administration	5. Environ.	-\$2,000	-\$560	-\$1,000	
		5. Environ. Total	-\$6,000	-\$3,903	-\$5,000	
TAOGA NIUE	Administration	6. Taoga Niue	-\$7,000	-\$6,166	-\$27,000	
		6. Taoga Niue Total	-\$7,000	-\$6,166	-\$27,000	
BULK FUEL	Bulk Fuel	3. Econ. Dev.	-\$5,200,000	-\$5,259,470	-\$5,586,000	
TRANSPORT	Outside Services	3. Econ. Dev.	-\$700,000	-\$644,381	-\$925,000	
TRANSPORT	Heavy Plant	3. Econ. Dev.	-\$12,000	\$0	-\$12,000	
		Trading Operations	-\$5,912,000	-\$5,903,851	-\$6,523,000	
TOTAL RECURRENT REVENUE			\$28,157,000	\$24,622,057	\$26,138,000	
RECURRENT OPERATIONAL SURPLUS/(DEFICIT)			-\$257,000	\$194,737	\$812,000	
GON RECURRENT CAPITAL EXPENDITURE			-\$100,000	-\$21,172	-\$100,000	
GON RECURRENT INVESTMENT & DEVELOPMENT PROJECTS			-\$812,000	-\$377,253	-\$712,000	
GON BUDGET BALANCE (-ve = Deficit, +ve = Surplus)			-\$1,169,000	-\$203,688	\$0	