

TABLE A

COMPARISON OF TOTAL POPULATION DISTRIBUTION BY ETHNICITY
AS AT 1986 CENSUS AND 31 DECEMBER 1995*

	1995		1986	
	POPULATION	PERCENTAGE	POPULATION	PERCENTAGE
Fijians	403,288	50.7%	329,305	46.0%
Indo-Fijians	346,523	43.5%	348,704	48.7%
All Others	46,267	5.8%	37,366	5.3%
TOTAL	796,078	100.0	715,375	100.0

Source: Bureau of Statistics' Statistical News No. 19, 1996


NOTE: The 1995 figures are provisional estimates based on births and deaths registered since the 1986 Census and the net population outflow estimated from official immigration records.

TABLE B

COMPARISON OF ESTIMATED POPULATION OF PERSONS 18 YEARS AND OLDER
AS AT 31 JUNE 1996 AND 31 JUNE 1999

	FIJIANS		INDO-FIJIANS		ROTUMANS		OTHER PACIFIC ISLANDERS		ALL OTHER ETHNIC GROUPS		TOTAL
	Population	Percentage	Population	Percentage	Population	Percentage	Population	Percentage	Population	Percentage	
1996	224,174	48.9%	204,360	44.6%	6,781	1.4%	6,829	1.4%	16,049	3.5%	458,193
1999	250,818	49.2%	226,736	44.4%	7,441	1.5%	7,365	1.4%	17,368	3.4%	509,728


NOTE: These estimates were prepared at the request of the Commission from official Bureau of Statistics data.



Receiving their warrants
Photograph by courtesy of Fiji Times




By the International Date Line, Wairiki, Taveuni.
Photograph by courtesy of Fiji Times



A relaxing moment to recap - Seaqqa Junior Secondary School

Photograph by courtesy of Fiji Times



Its submission time. Lautoka City Council Chambers



Visiting a cane farm homestead. Lautoka



Enroute to Kese, Naviti, Yasawa by speedboat



The centre of Viti Levu enroute to Suva



Traditional Welcome at Tavuki, Kadavu



At Namalata Airstrip, Vunisea, Kadavu



We also listened! Tavuki, Kadavu




Commissioner Vakatora makes a point. Parliamentary Complex, Veiluto, Suva.
Photograph by courtesy of Fiji Times



The Commission in Meeting



After a meeting with Senior Malaysian Government Officials




The Commission at Port Louis Mauritius



The Commission in Cape Town, South Africa




At UN Headquarters, New York before their meeting



After meeting with Cyril Ramaphosa the Secretary General and Chairperson of the Constitutional Assembly, South Africa



Waiting for a meeting, Cape Town, South Africa



The Commissioners adopt and sign their report



Vinaka Vakalevu — We have completed our task




The Chairman makes his pre-presentation address



The Chairman addresses His Excellency the President prior to presentation of the Report



The President receives the Commission's Report



The Prime Minister receives a copy of the report — 6/9/96